



A&M ELECTRICAL CONTRACTORS INC. END-USER MANUAL

This manual is designed to guide you through our website and provide insights into our capabilities, services, and commitment to excellence.

1.0 INTRODUCTION	01
1.1 Overview of A&M Website	01
1.2 Design Elements	01
1.3 Purpose of the Manual	02
2.0 GETTING STARTED	03
2.1 How to access	03
2.2 Navigating the Homepage	03
3.0 ABOUT US	06
3.1 Mission & Vision	05
4.0 SERVICES	07
4.1 Detailed Service Offering	07
5.0 CAPABILITY STATEMENT	09
6.0 PAST PROJECTS	10
6.1 Past Performance Experience Details	10
7.0 CONTACT	11
7.1 Contact Form	11
7.2 Footer	12

TABLE OF CONTENTS



1.0 INTRODUCTION

1.1 OVERVIEW OF A&M WEBSITE

A&M Electrical required a professional and efficient online presence to enhance its digital footprint, improve customer engagement, and streamline service inquiries. The company needed a well-structured website that effectively showcased its services, expertise, and contact details while ensuring a seamless user experience.







The project aimed to develop a modern and intuitive website that aligns with A&M Electrical's brand identity. A key focus was on designing a responsive layout that adapts to various devices, ensuring accessibility for all users. Additionally, a structured navigation system was implemented to allow visitors to easily find information about the company's services.

To improve customer interaction, a contact form was integrated, enabling quick and convenient inquiries. SEO optimization was also prioritized to enhance the website's visibility in search engine results, increasing its reach to potential clients. This web development project was designed with scalability and maintainability in mind, ensuring that A&M Electrical can continue expanding its digital presence effectively in the future.

1.2 DESIGN ELEMENTS

Color Swatches:

The A&M website incorporates a vibrant and professional color palette to align with its brand identity and establish visual consistency. The primary colors used are:

-  #982020: A bold, deep red to signify strength and reliability.
-  #D32F2F: A brighter red for accents, enhancing visual hierarchy.
-  #FF4739: A vivid orange-red used for interactive elements like buttons and highlights.
-  #000000: Black for text and contrast, ensuring readability.
-  #DDDDDD: Light gray for subtle backgrounds and dividers.
-  #FFFFFF: White for clean and minimalist layouts.

These colors collectively maintain a dynamic and engaging user interface while reflecting A&M's brand values of professionalism and innovation.





Typography:

Two complementary fonts have been utilized to maintain clarity and readability across different screen sizes:

- Rajdhani: A modern sans-serif font used for large-scale text, such as headings, ensuring a bold and striking presentation.

A&M ELECTRICAL CONTRACTORS

- Rubik: A clean and versatile sans-serif font used for small-scale text, such as body content, ensuring effortless readability.

A&M ELECTRICAL CONTRACTORS

Together, the typography and color palette create a cohesive visual identity that enhances the user experience and aligns with the company's professional standards.

1.3 PURPOSE OF THE MANUAL

The purpose of this manual is to guide users in navigating the A&M Electrical Contractors Inc. website effectively. It is intended to help clients, partners, and stakeholders find essential information with ease, understand A&M's offerings, and make informed decisions about the services we provide.

This manual is structured to:

- Introduce the layout and navigation of the website.
- Explain the purpose and features of key sections, including services, past projects, and the capability statement.
- Provide step-by-step instructions on using the contact form and accessing detailed information.

By using this manual, you'll gain a clear understanding of how to make the most of A&M's website, ensuring a seamless experience as you explore our expertise, achievements, and tailored electrical solutions.



2.0 GETTING STARTED

2.1 HOW TO ACCESS

Visit the website at [amelectric.us]. Compatible with desktops, tablets, and mobile devices.

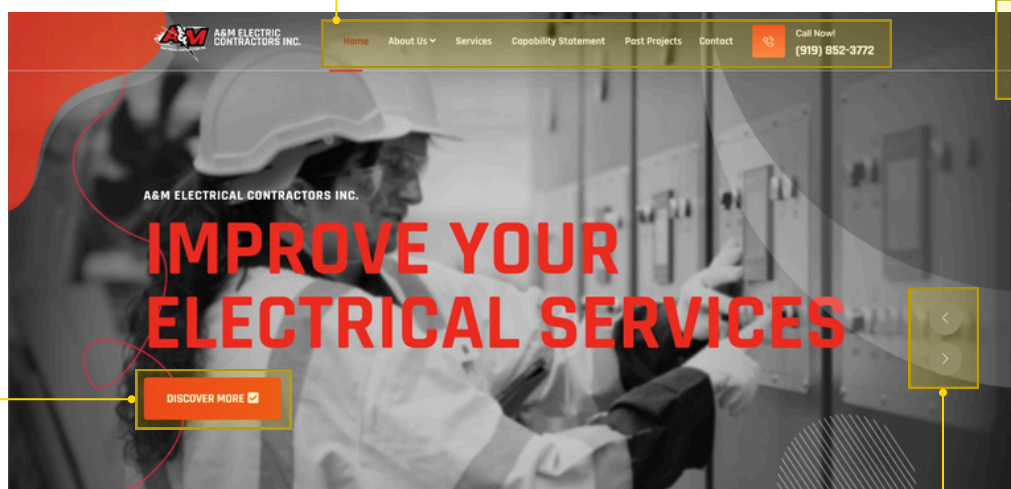


2.2 NAVIGATING THE HOME PAGE

The homepage highlights key sections such as core services, about us, past projects, FAQs, contact form, our team, and news letter.

This is the navigation menu that allows you to explore different sections of the website. The current section displayed is the Home page.

Clicking this button will take you to the Services page.



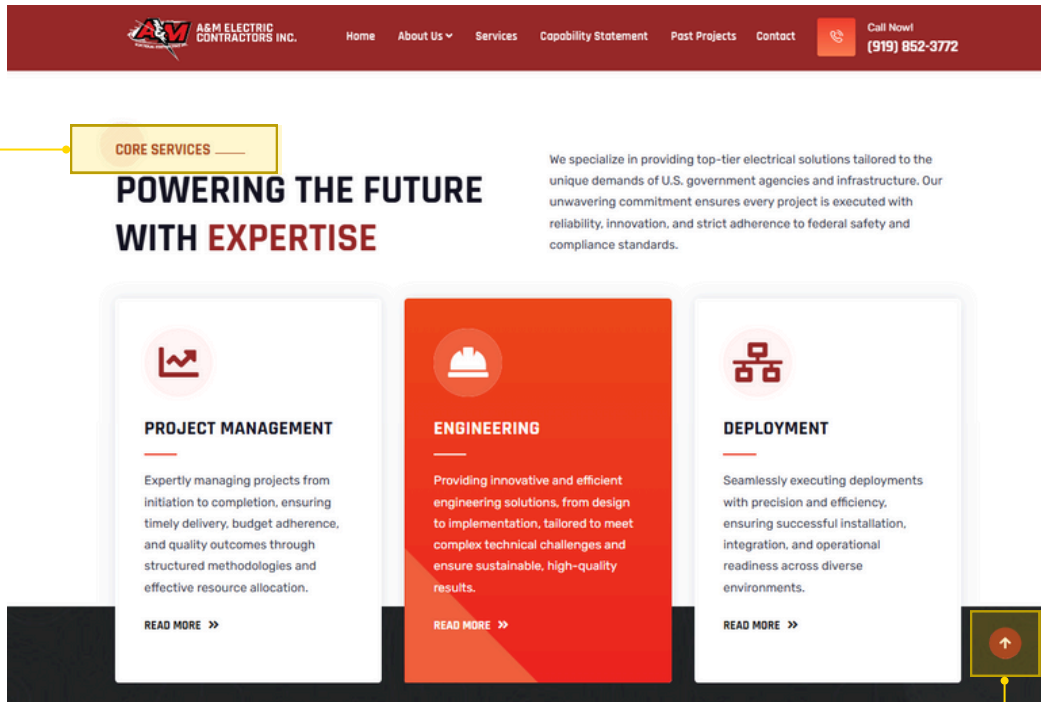
Scroll down to explore additional sections of the home page.

Use these buttons to navigate back and forth through the slider.



2.2 NAVIGATING THE HOME PAGE (Cont.)

The homepage highlights key sections such as core services, about us, past projects, FAQs, contact form, our team, and news letter.



As you scroll down, the core services offered by A&M are displayed on the home page.

To return to the top of the page, click the button located at the lower right corner of your screen.



The About Us section highlights details about our commitments and promises to our clients.

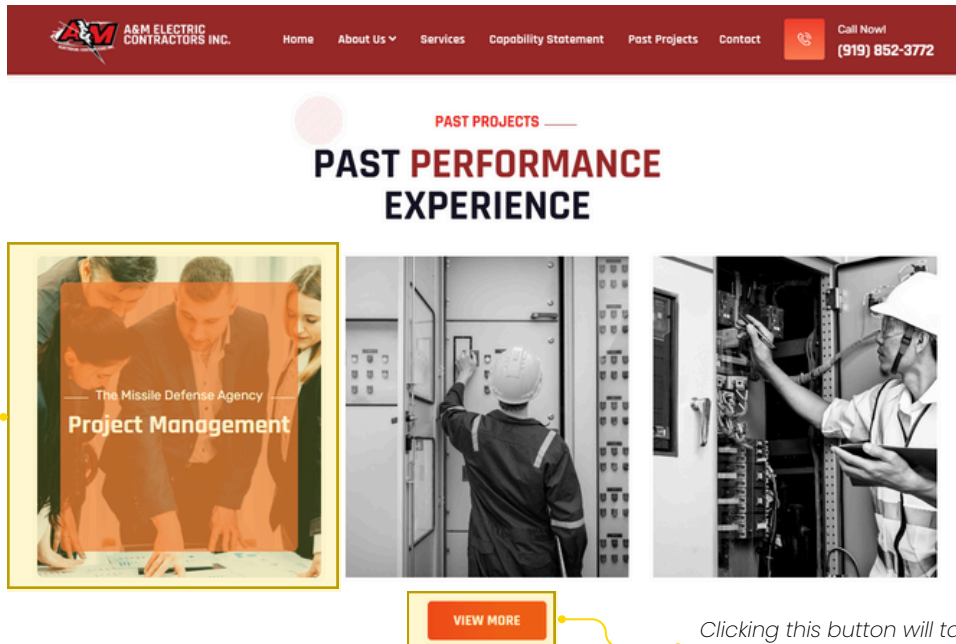




2.2 NAVIGATING THE HOME PAGE (Cont.)

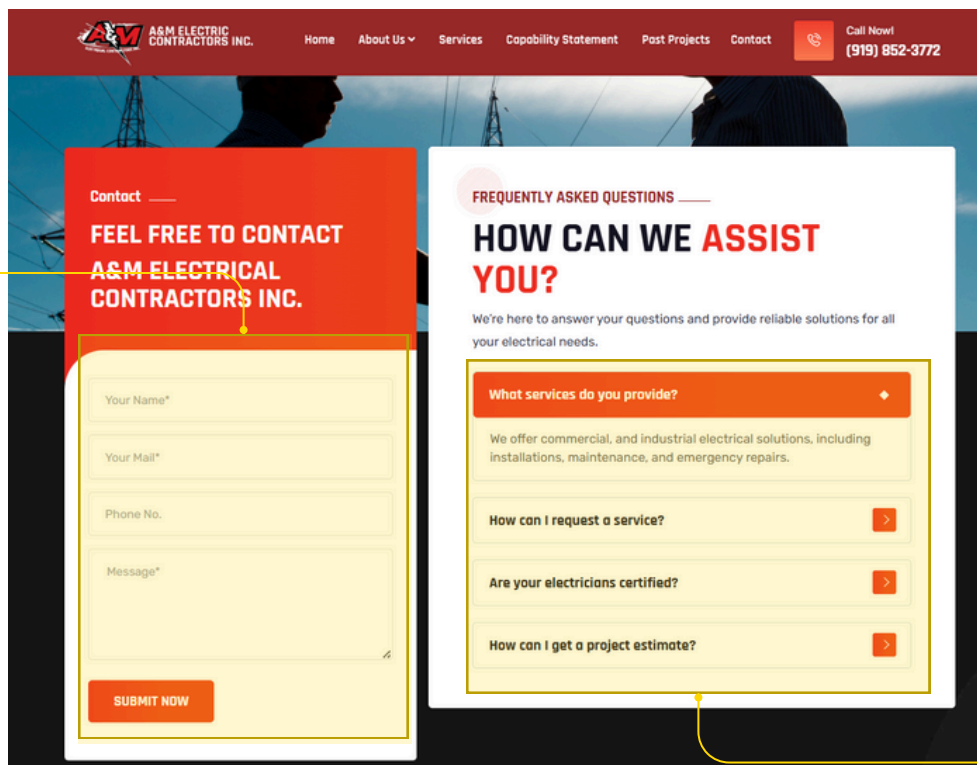
The homepage highlights key sections such as core services, about us, past projects, FAQs, contact form, our team, and news letter.

As you scroll down, you will find our past performance experience showcased.



Clicking this button will take you to the main 'Past Projects' page.

On the home page, you will find a contact form where you can leave a message with your details for a quick and easy inquiry process.



If you have any questions, feel free to explore our FAQs section.





2.2 NAVIGATING THE HOME PAGE (Cont.)


The home page highlights key sections such as core services, about us, past projects, FAQs, contact form, our team, and news letter.



OUR TEAM

MEET THE EXPERT TEAM

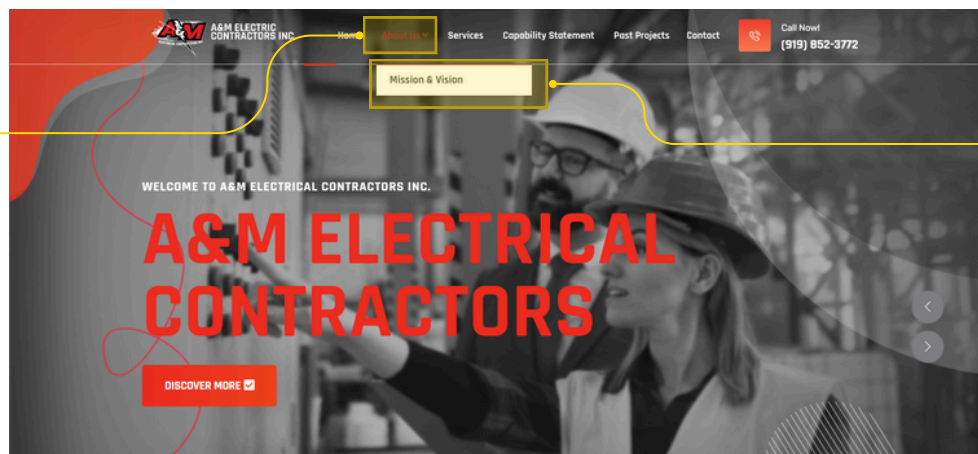
Meet the brilliant minds behind A&M by clicking this button, which also provides access to their social media accounts.



3.0 ABOUT US

3.1 MISSION & VISION

In the navigation bar, hovering over 'About Us' reveals A&M's Mission and Vision. Clicking it will take you to the About Us section.



Clicking this navigation option will take you to the detailed Mission and Vision of our company.





4.0 SERVICES

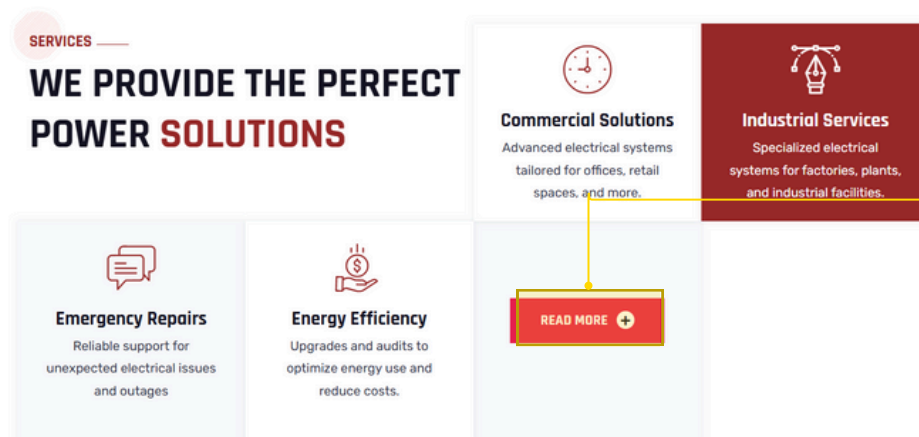
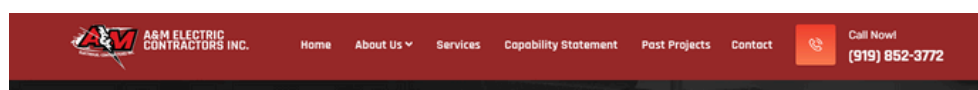
4.1 DETAILED SERVICE OFFERINGS

This page provides a detailed overview of the electrical services offered by A&M Electrical Contractors Inc.

Next, navigating to 'Services' and clicking it will take you to the main Services page.

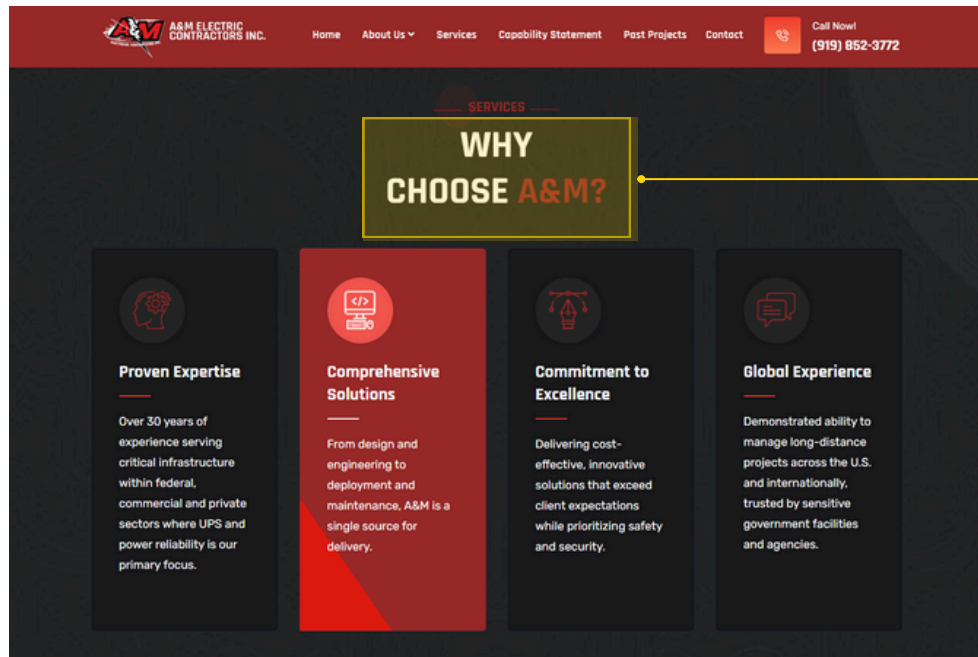


Here, you'll find comprehensive details about what A&M can offer. Click 'Read More' to view additional information.

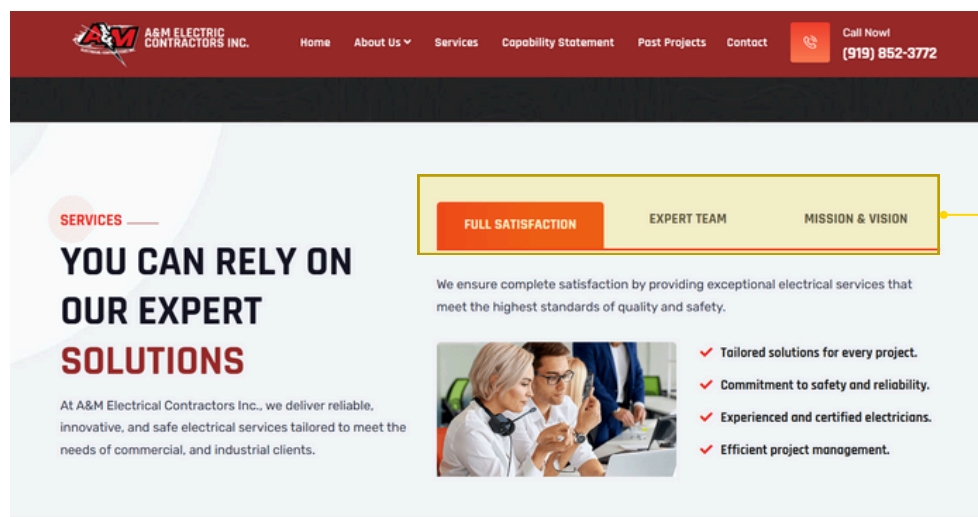


4.1 DETAILED SERVICE OFFERINGS (Cont.)

This page provides a detailed overview of the electrical services offered by A&M Electrical Contractors Inc.



Clicking 'Read More' will take you to a section that highlights the reasons why A&M stands out.



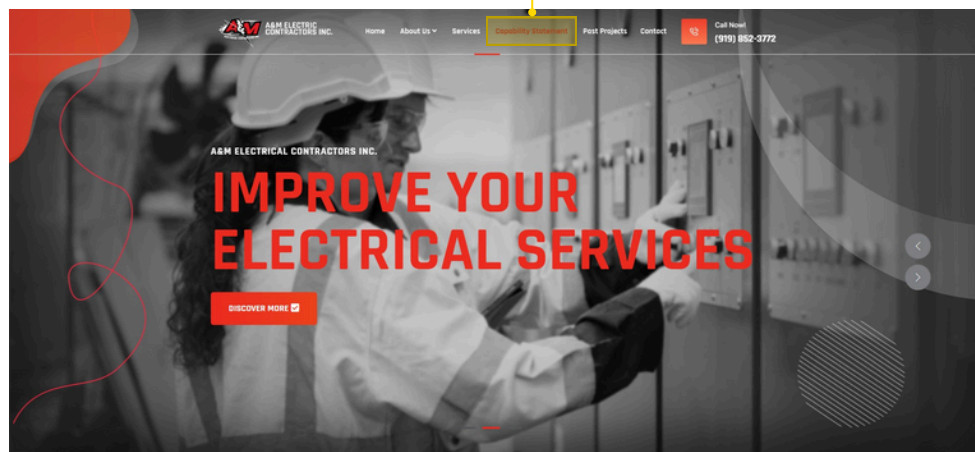
Scrolling down provides more detailed information about our services.



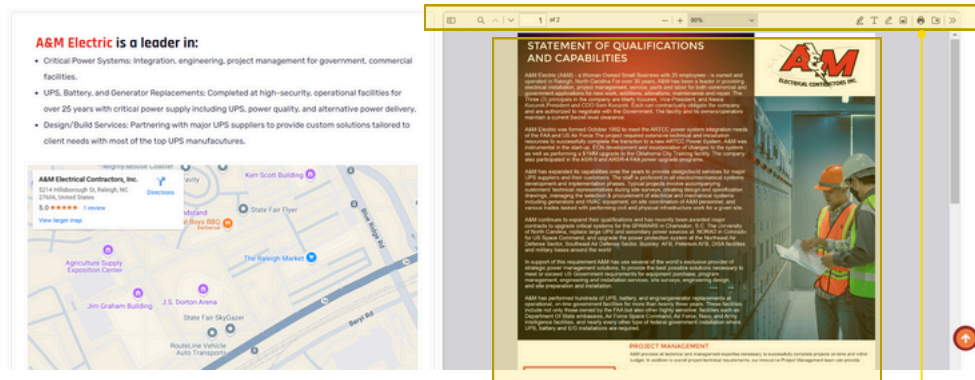
5.0 CAPABILITY STATEMENT

This page outlines A&M Electrical Contractors Inc.'s qualifications, expertise, and achievements. It highlights the company's ability to deliver innovative, safe, and reliable electrical solutions for federal, commercial, and private sectors.

Click
'Capability
Statement' to
view our
qualifications
and expertise.



A&M ELECTRICAL CONTRACTORS



Here, you can read the full
details of our Capability
Statement.

Use the toggles above to enhance your
experience while viewing our Capability
Statement. You can also download a PDF copy
by clicking the download icon.



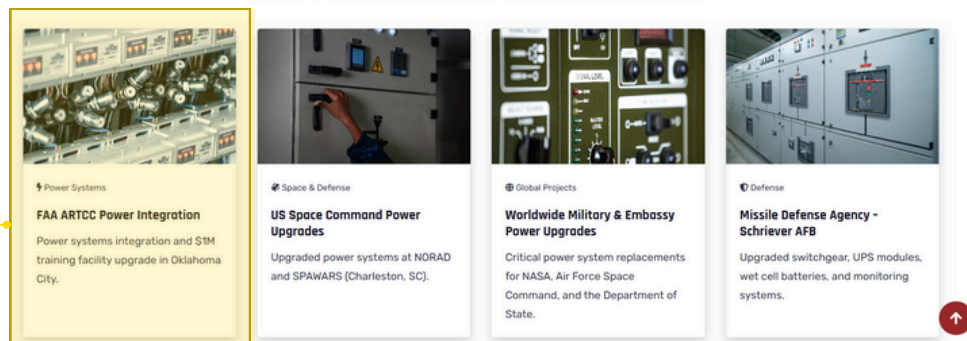
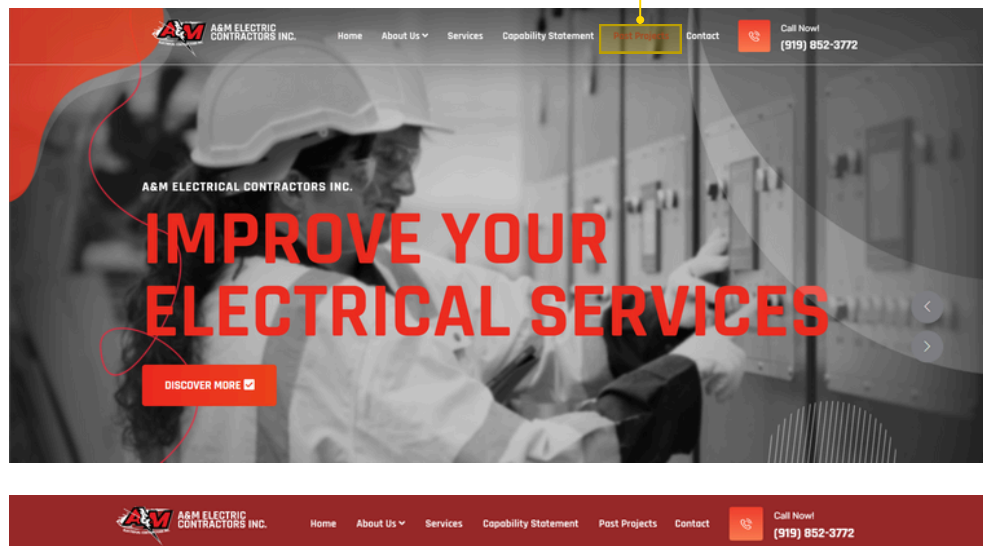


6.0 PAST PROJECTS

6.1 PAST PERFORMANCE EXPERIENCE DETAILS

This page highlights A&M's successful projects and past performance experience, and demonstrates the company's ability to handle complex electrical needs with efficiency and reliability.

Navigate to 'Past Projects' to view detailed information about our projects."



Each container provides details about specific projects we have completed.





7.0 CONTACT


7.1 CONTACT FORM


This page provides users with the necessary information to get in touch with A&M Electrical Contractors Inc. It explains how to use the website's contact form and details the information available in the website footer.


click Contact to see our Contact information



GET IN TOUCH ANY TIME
WITH A&M

**OFFICE ADDRESS**
6001 Chapel Hill Road, Suite
104 Raleigh, NC 27607

**TELEPHONE NO.**
(919) 852-3772
(919) 632-1625
(919) 632-1574
(919) 750-2156

**E-MAIL ADDRESS**
alesia@amelectric.us
sam@amelectric.us
marty@amelectric.us
chad@amelectric.us

For any inquiries relating to my Retail and Leadership Programs

Name (required)

E-Mail Address (required)

Phone No. (optional)

Your Message

Here, you will find our company details, including how to reach us.

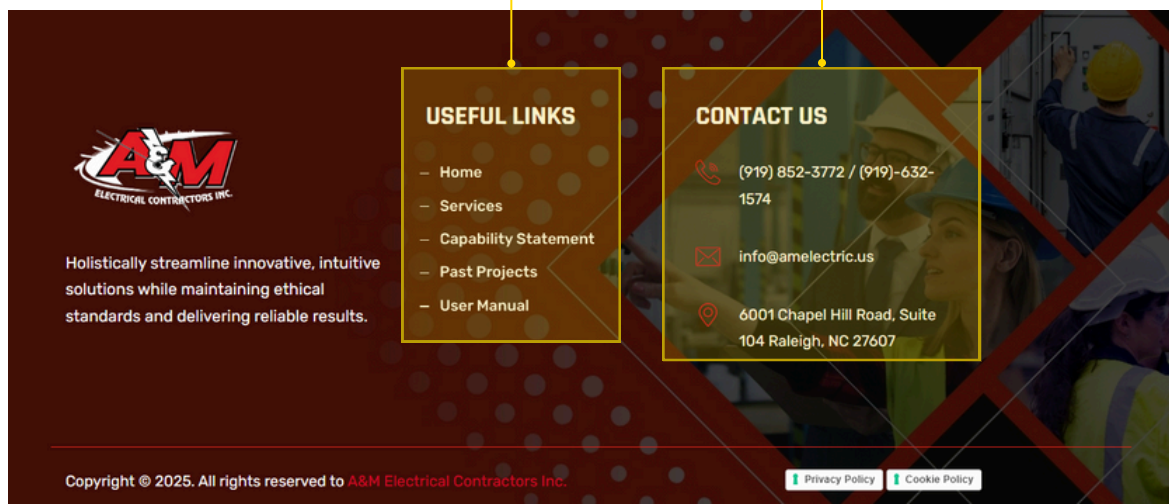
Similar to the contact form on the homepage, you can leave your inquiries here.



7.2 FOOTER

Use these buttons to navigate easily around the website.

Our contact information and address are provided for seamless communication.



Need Help or Have Questions?

Thank you for reviewing the A&M Electrical Contractors Inc. website manual. We hope this guide has made navigating our website easier and helped you better understand the resources and services we offer. From exploring our capabilities to learning more about our mission, we strive to provide a seamless and user-friendly experience.

If you have any questions or require additional assistance, we are here to help. Whether it's accessing specific sections of the website or understanding how we can meet your electrical needs, our team is committed to supporting you every step of the way. Thank you for choosing A&M Electrical Contractors Inc., and we look forward to serving you with innovation, reliability, and excellence.



Copyright © 2025. All rights reserved to A&M Electrical Contractors Inc.